

Year: XIX

ISSUE: 176

Volume: 226

**Nepal Telecommunications Authority**

# **Telecommunication Indicators**

**Bhadra, 2080 (18 August – September 17, 2023)**

P.O. Box No. 9754  
Jamal, Kathmandu, Nepal  
Phone No.: +977-1-5355474  
Fax No.: +977-1-5355250  
E-mail: [ntra@nta.gov.np](mailto:ntra@nta.gov.np), [info@nta.gov.np](mailto:info@nta.gov.np)  
Website: [www.nta.gov.np](http://www.nta.gov.np)

Published on  
Mangsir, 2080

## Contents

1. Voice Telephony.....	3
1.1 Subscription of Voice Telephony Service.....	3
1.2 Service wise Market Proportion of Voice Service (Based on Subscription) .....	3
1.3 Operator-wise Market Proportion of Voice Service (Based on Sim Subscription) ....	4
1.4 Population Penetration (%) of Voice Service (Based on Subscription).....	4
2. Internet Service.....	5
2.1 Subscription of Broadband Internet Service .....	5
2.2 Market Proportion of Data Service (Technology-wise).....	5
2.3 Market Proportion of Mobile Broadband Service (Based on Sim Subscription).....	6
2.4 Population Penetration of Broadband Service (Based on Subscription).....	6
2.5 Number of Subscribers (Fixed Internet Services).....	7
2.6 Market proportion of Fixed Broadband service (Operator-wise).....	8
2.7 Technology used in Broadband Service.....	8

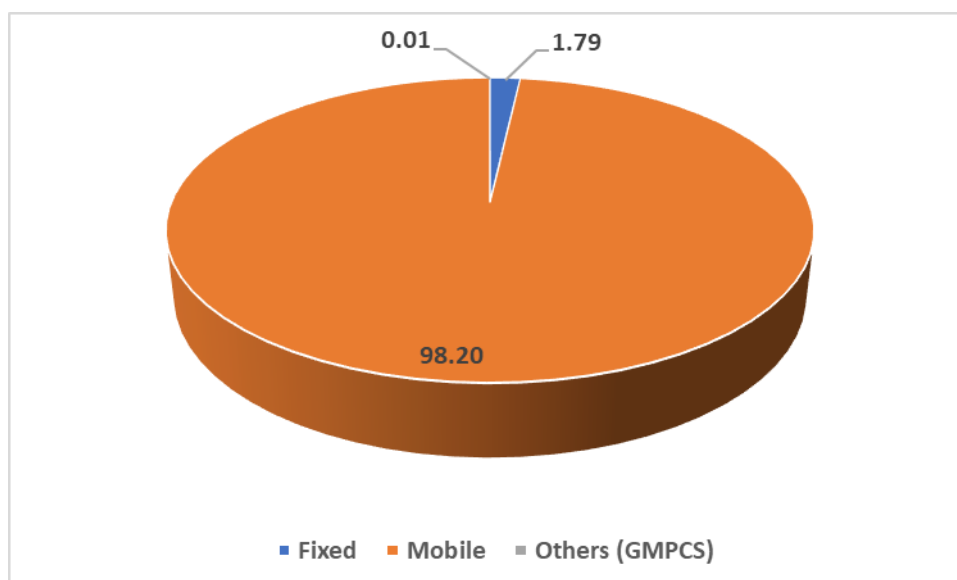
# 1. Voice Telephony

## 1.1 Subscription of Voice Telephony Service

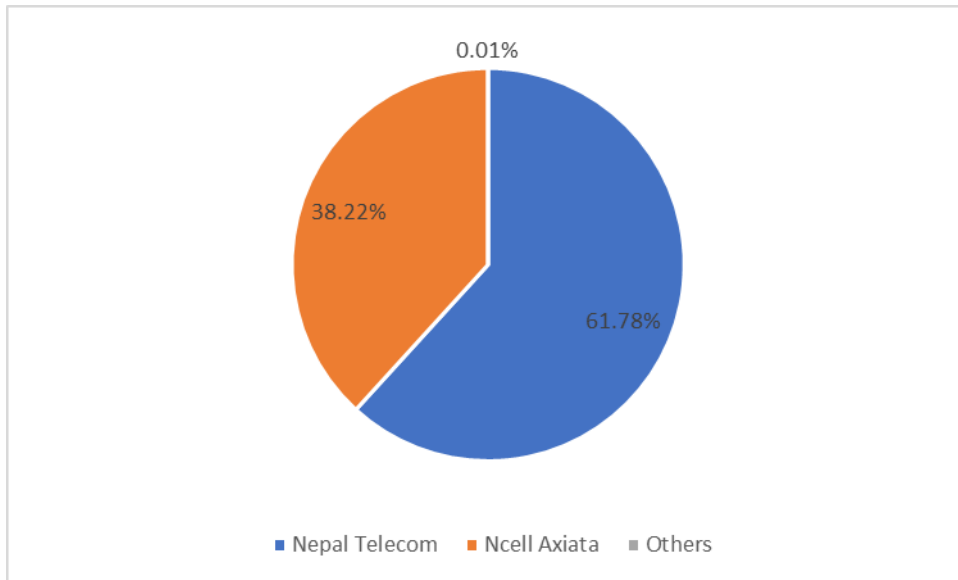
Operator	Service	Technology	Koshi Province	Madhesh Province	Bagamati Province	Gandaki Province	Lumbini Province	Karnali Province	Su.Pa. Province	Total	
Nepal Telecom	Fixed	PSTN								296,250	620,017
		FTTH								323,681	
		Voice								86	
		VSAT									
Ncell Axiata Ltd.	Mobile	WLL#									33,921,328
		CDMA#									
		GSM/IMT								20,719,957	
		GSM/IMT								13,201,371	
Others	GMPCS	GMPCS								2,986	2,986
<b>Total</b>										34,544,331	34,544,331
Voice Telephony Service		Population Penetration (%)					Market Proportion (%)				
Fixed		2.13					1.79				
Mobile		116.31					98.20				
GMPCS		0.01					0.01				
Total		118.45					100.00				

Population Projection (2011-2031): 2,91,64,578 (Source: cbs.gov.np)  
 # CDMA/ WLL service phased out by Nepal Telecom from Shrawan, 2080.

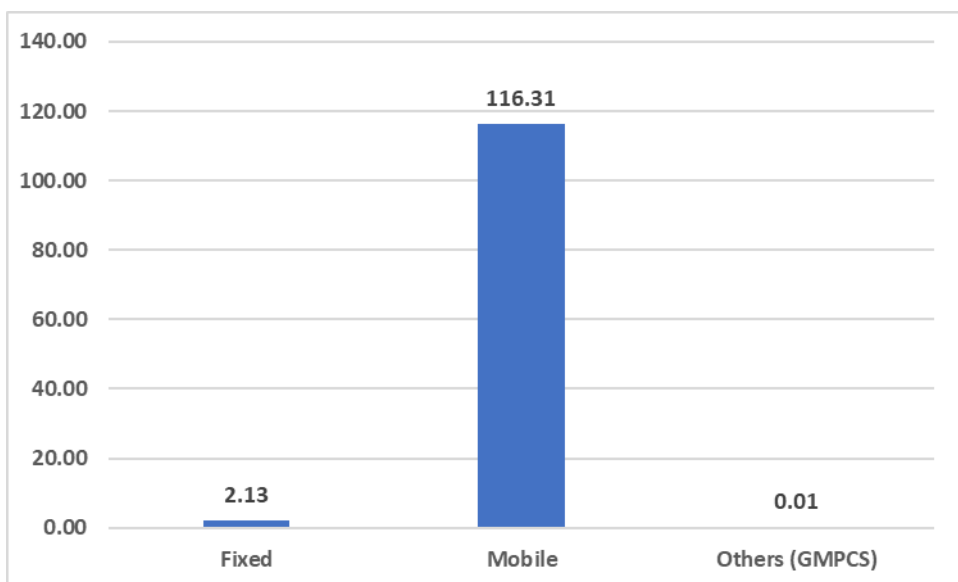
## 1.2 Service wise Market Proportion of Voice Service (Based on Subscription)



### 1.3 Operator-wise Market Proportion of Voice Service (Based on Sim Subscription)



### 1.4 Population Penetration (%) of Voice Service (Based on Subscription)



## 2. Internet Service

### 2.1 Subscription of Broadband Internet Service

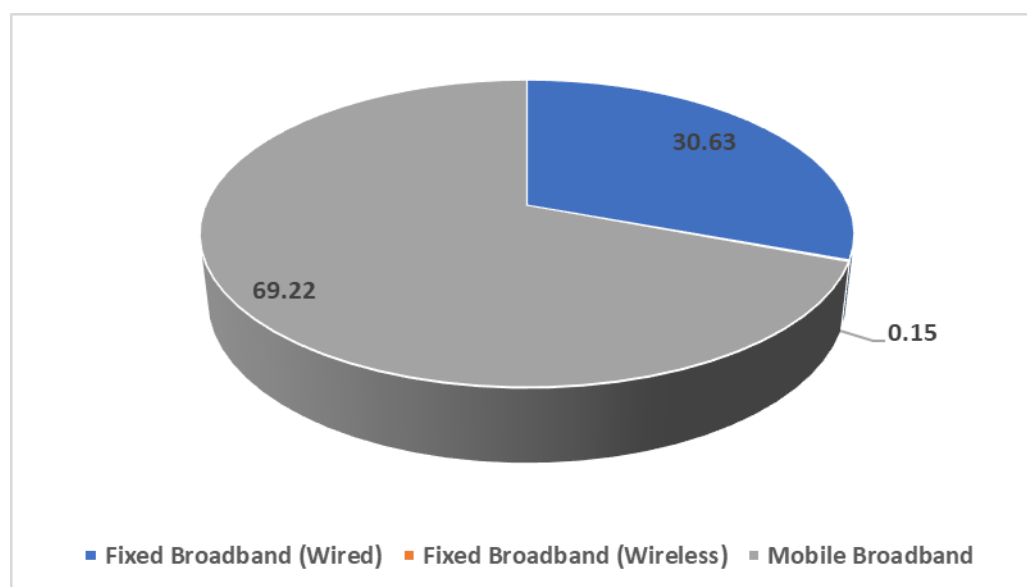
Services		Users			Total
		Nepal Telecom	Ncell Axiata	ISPs	
Fixed Broadband (Wired)	ADSL/ Cable	154,576	-	5,738	160,313
	FTTH	1,137,463	-	11,055,729	12,193,191
Fixed Broadband (Wireless)	Radio (WIFI)	-	-	60,035	60,035
Mobile Broadband	3G	5,887,036	1,807,627	-	7,694,663
	4G	13,378,833	6,841,338	-	20,220,171
	EVDO				-
<b>Total</b>		20,557,908	8,648,965	11,121,501	40,328,374
<b>Broadband Services</b>		<b>Population Penetration (%)</b>		<b>Market Proportion (%)</b>	
Fixed Broadband (Wired)		42.17		30.63	
Fixed Broadband (Wireless)		0.20		0.15	
Mobile Broadband		95.30		69.22	
<b>Total Broadband Service</b>		137.68		100	

**Note:** Data/Internet Service through GPRS Service is excluded in Broadband subscription.

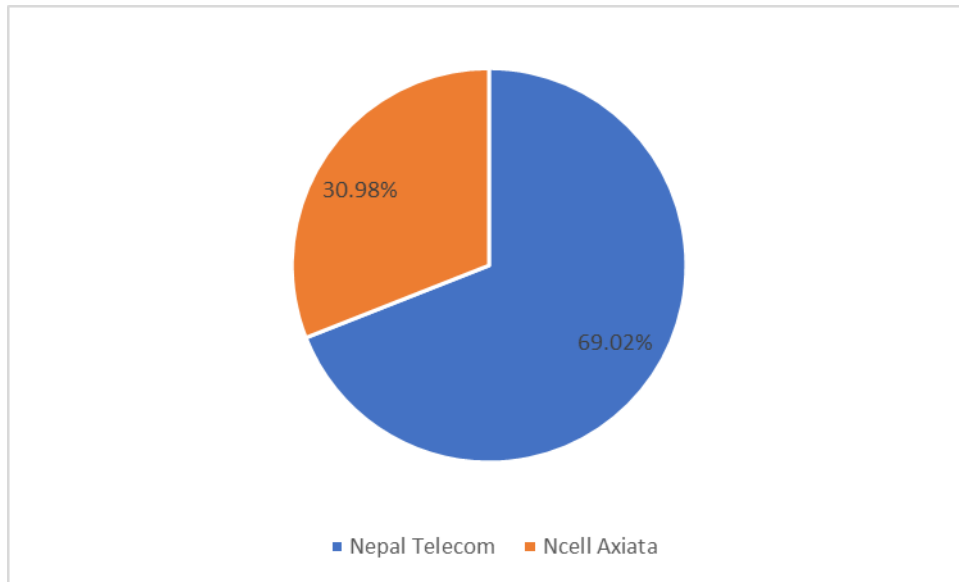
# 1 Connection equal to 4.37 subscribers for fixed broadband (Source: cbs.gov.np)

# EVDO service phased out by Nepal Telecom from Shrawan, 2080.

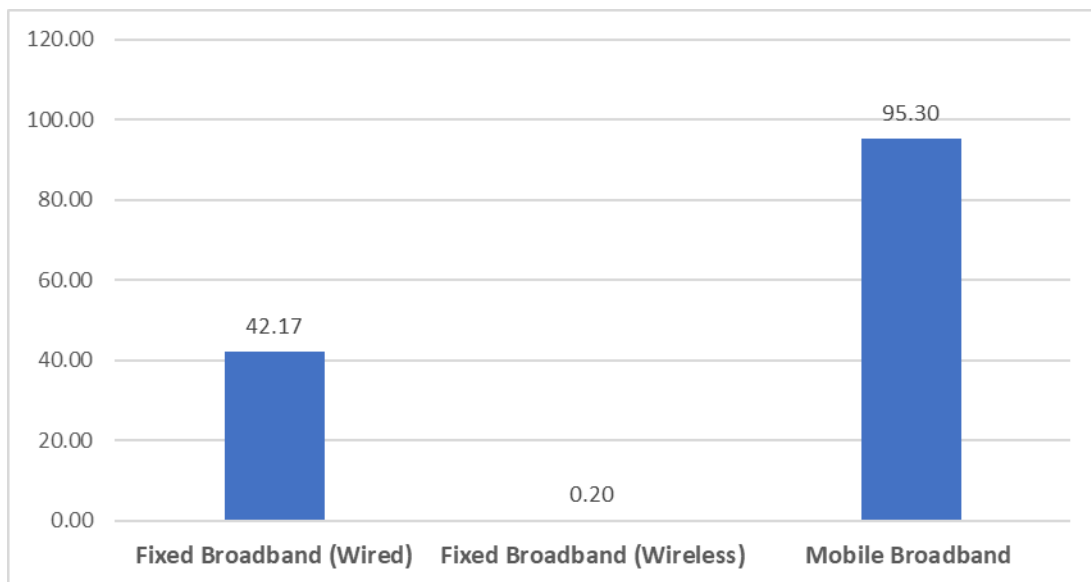
### 2.2 Market Proportion of Data Service (Technology-wise)



### 2.3 Market Proportion of Mobile Broadband Service (Based on Sim Subscription)



### 2.4 Population Penetration of Broadband Service (Based on Subscription)

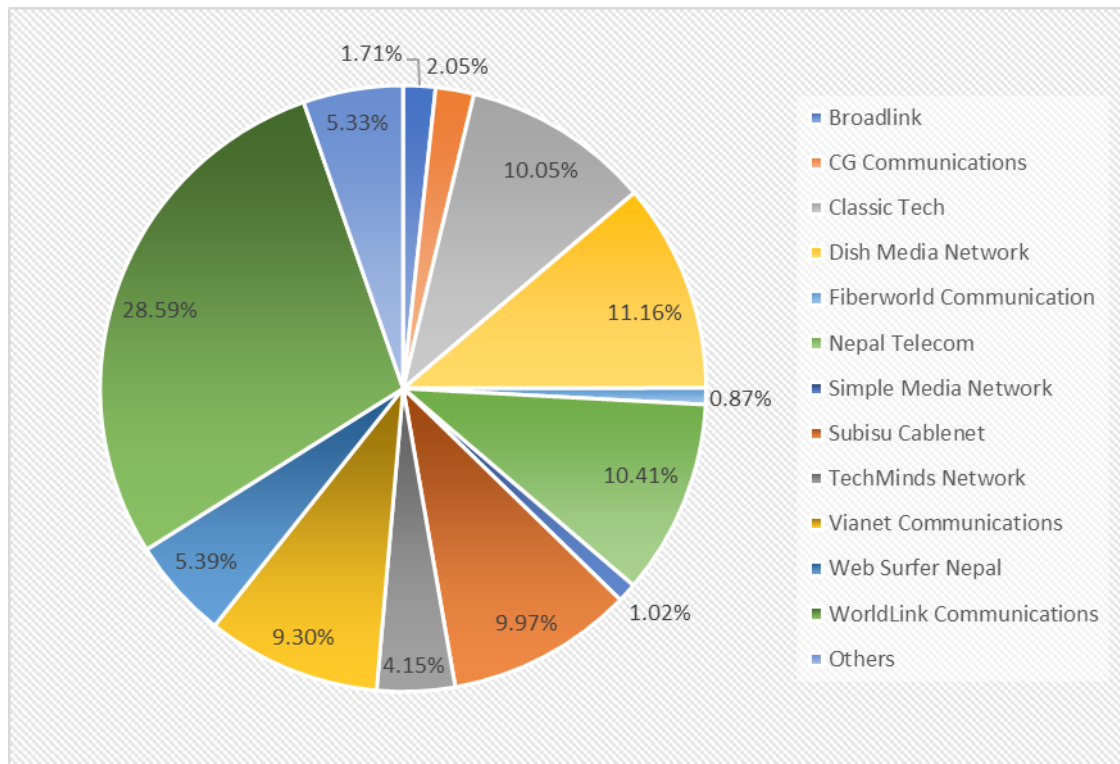


## 2.5 Number of Subscribers (Fixed Internet Services)

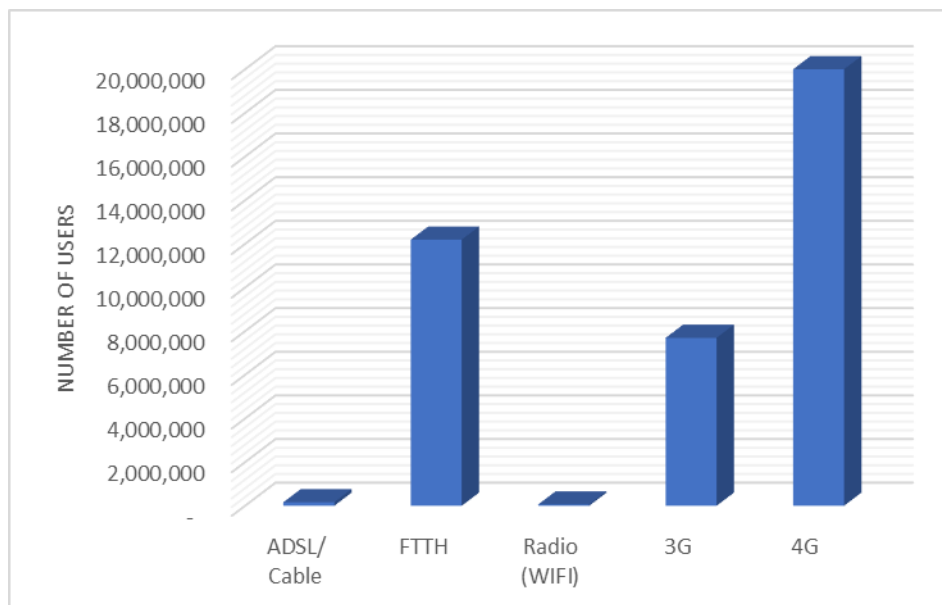
S. N.	Operator	Fiber	ADSL/ Cable	Wireless	Total
1	Arrownet Pvt. Ltd., Tripureshwor, Kathmandu*	13,798		74	13,872
2	Broadlink Network & Communication Limited, Kathmandu	48,531		158	48,689
3	CG Communications Ltd.	58,334			58,334
4	Classic Tech Pvt. Ltd., Baneshwor, Kathmandu	284,763		703	285,466
5	DG Link Network Pvt. Ltd., Tanahun	651			651
6	Dish Media Network Ltd., Kathmandu	317,031			317,031
7	Eastlink Technology Pvt. Ltd., Tripureshwor, Kathmandu*	6,043			6,043
8	Fiberworld Communication Pvt Ltd, Nawalparasi*	24,745			24,745
9	First Link communication Pvt.Ltd.	11,654			11,654
10	Konnect Nepal Network Nepal*	18,510		60	18,570
11	Nepal Doorsanchar Company Limited (Nepal Telecom)	260,289	35,372		295,661
12	Net Max Technologies P. Ltd, Anamnagar, Kathmandu*	8,467		91	8,558
13	Oasis Broadband Internet Pvt. Ltd., Kamaladi, Kathmandu*	592		2	594
14	Pokhara Internet Pvt. Ltd., Pokhara, Kaski*	9,814		284	10,098
15	Simple Media Network Pvt.Ltd., Kathmandu*	29,055			29,055
16	Subisu Cablenet Ltd. Baluwatar, Kathmandu	280,248	41	2,833	283,122
17	TechMinds Network Pvt.Ltd., Narayangarh, Chitwan*	116,855		1,125	117,980
18	Vianet communications Limited, Jawalakhel, Lalitpur*	264,083			264,083
19	Web Surfer Nepal Communication. System Pvt. Ltd Kathmandu	151,101		2,051	153,152
20	WorldLink Communications Ltd. Jawalakhel, Lalitpur	811,342	32	623	811,997
	Others	74,298	1,240	5,734	81,272
	<b>Total</b>	<b>2,790,204</b>	<b>36,685</b>	<b>13,738</b>	<b>2,840,627</b>

\* Data for Bhadra, 2080 are similar to that of Shrawan, 2080.

## 2.6 Market proportion of Fixed Broadband service (Operator-wise)



## 2.7 Technology used in Broadband Service



### Contact:

Nepal Telecommunications Authority  
 Jamal, Kathmandu  
 Phone No.: +977-1-5355474  
 Fax No.: +977-1-5355250  
 E-mail: [info@nta.gov.np](mailto:info@nta.gov.np), [ntra@nta.gov.np](mailto:ntra@nta.gov.np)