


X Year

Issue 36th

Vol. 84

Kartik, 2068 (15 October-14 November, 2011)

Nepal Telecommunications Authority



Management Information System

**Published on
Poush, 2068 (December, 2011)**

**P.O. Box No. 9754
Bluestar Office Complex
Tripureshwor, Kathmandu, Nepal
Tel.: +977-1-43101030-38
Fax: +977-1-4101034
E-mail: ntra@nta.gov.np, info@nta.gov.np
URL: www.nta.gov.np**

1. Telecom Statistics at a glance (as of Kartik, 2068, 14 November, 2011)

1.1 Available Voice Telephony Services

Services Operators	Fixed		Mobile		Others		Total
	PSTN	WLL	GSM	CDMA	LMS	GMPCS*	
NDCL	610,805	154,800	5,556,699	857,981	-	-	7,180,285
UTL	-	71,000	-	-	517,307	-	588,307
NCELL	-	-	6,686,871	-	-	-	6,686,871
STM*	5,108	-	-	-	155	-	5,263
NSTPL	-	2,505	-	-	96,480	-	98,985
Smart	598	-	-	-	192,466	-	193,064
Others (GMPCS)	-	-	-	-	-	1,742	1,742
Total	616,511	228,305	12,243,570	857,981	806,408	1,742	14,754,517
	844,816		13,101,551		808,150		
Tele-Density							
Services					Penetration Rate %		
Fixed					3.17		
Mobile					49.21		
Others (LM, GMPCS)					3.03		
Total					55.41		

Note: Projected Population for 2011 is 26,620,809 (Source : cbs.gov.np)

* Current data didn't submitted by the service providers.

1.2 Data/Internet Services

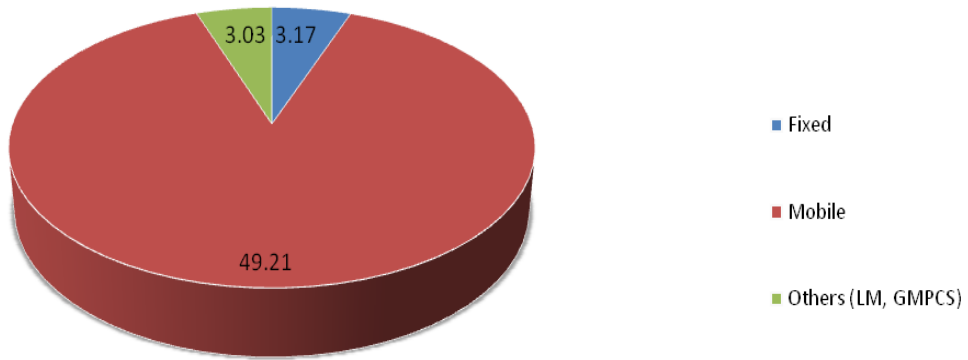
Services	Subscribers				Total
	NDCL	UTL	NCELL	ISPs*	
Dialup (PSTN +ISDN)	5,557	-	-	14,207	19,764
Wireless Modem, Optical Fibre Ethernet	-	-	-	30,397	30,397
Cable Modem, Cable etc.	-	-	-	16,898	16,898
ADSL	76,740	-	-	-	76,740
GPRS	1,242,499	-	2,194,065	-	3,436,564
CDMA 1X	109,127	61,951	-	-	171,078
Total	1,433,923	61,951	2,194,065	61,502	3,751,441
Internet Penetration Rate %					14.09

* Licensee wise ISP's subscribers is shown in Appendix-II

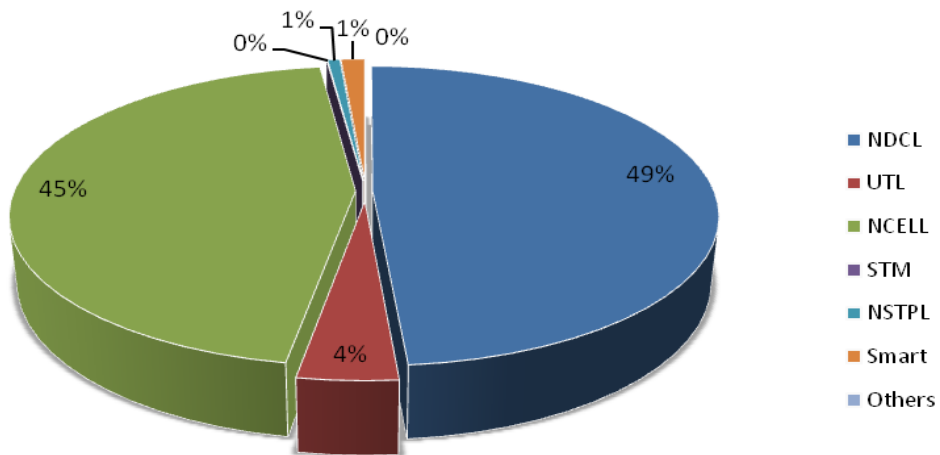
1.3 Public Call Centres (PCO)

Services	Subscribers
Rural PCO's of STM Telecom Sanchar Pvt. Ltd.	2,014
Rural PCO's of SMART Telecom Pvt. Ltd.	598
Total	2,612

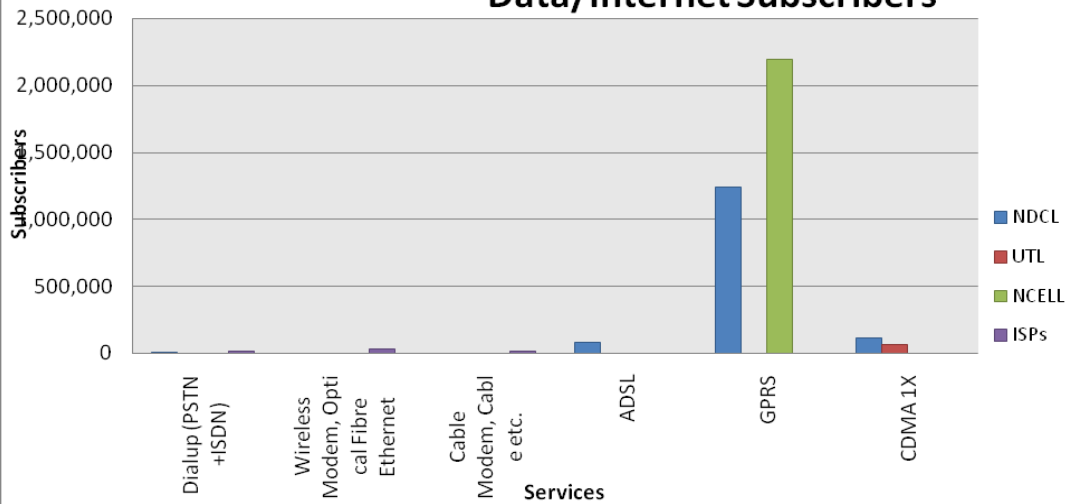
Telephone Penetration Rate



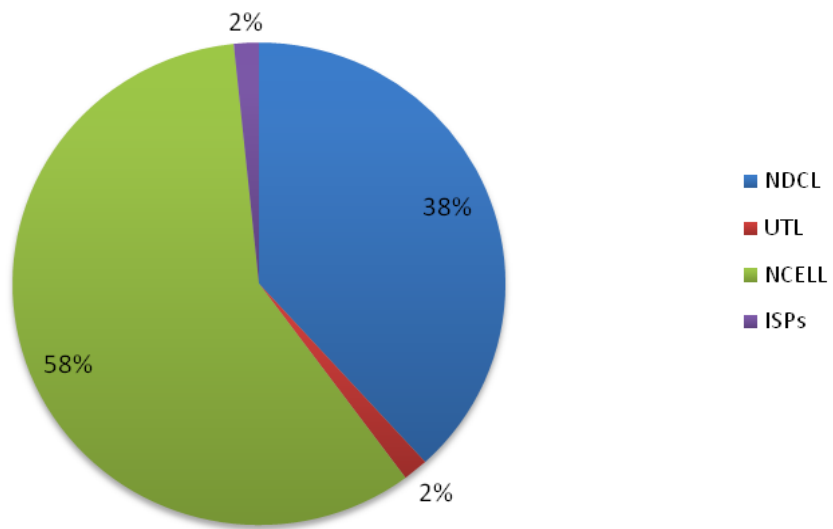
Market Share of Telephone Subscribers



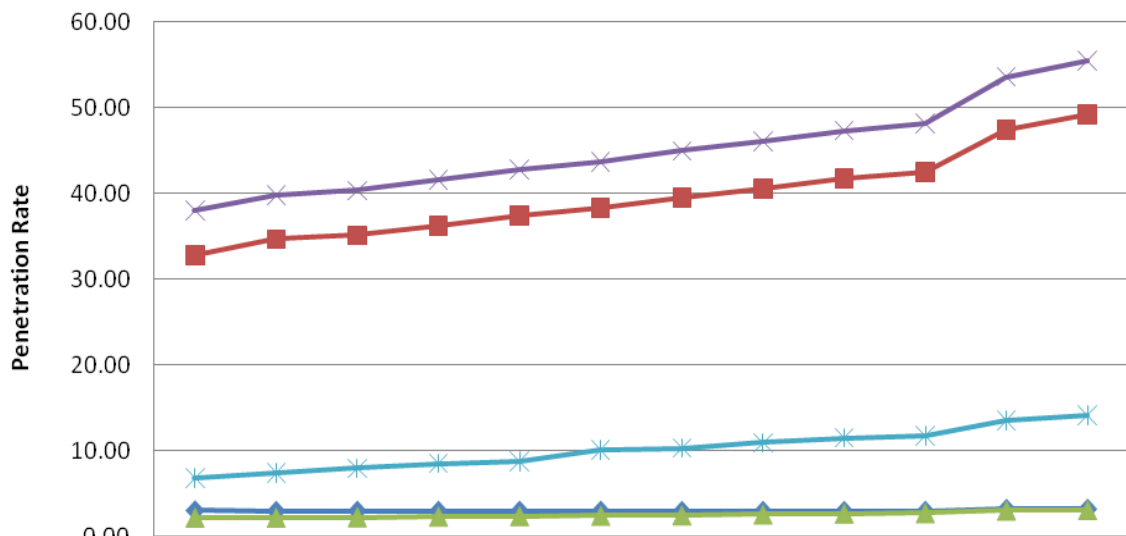
Data/Internet Subscribers



The market share of data/internet subscribers



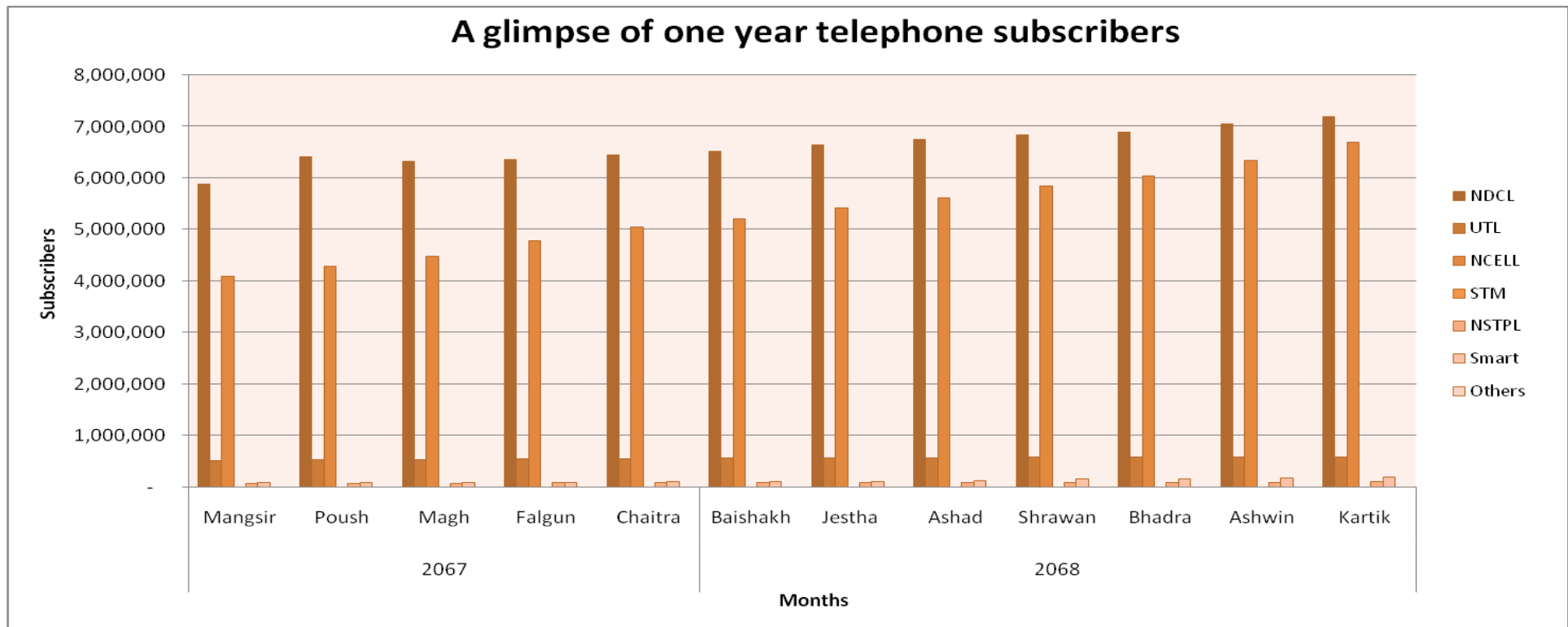
Growth Trend of Voice Telephone and Data Service Penetration



	Mangsir	Poush	Magh	Falgun	Chaitra	Baishak	Jestha	Ashad	Shrawan	Bhadra	Ashwin	Kartik
Fixed	3.00	2.94	2.95	2.95	2.96	2.96	2.93	2.93	2.94	2.94	3.16	3.17
Mobile	32.79	34.7	35.13	36.27	37.47	38.31	39.53	40.59	41.7	42.52	47.38	49.21
Other	2.15	2.16	2.22	2.29	2.34	2.38	2.43	2.52	2.63	2.68	2.96	3.03
Total	37.95	39.8	40.3	41.51	42.77	43.65	44.9	46.05	47.27	48.14	53.5	55.41
Data/Internet	6.78	7.43	7.93	8.49	8.74	10.03	10.28	10.89	11.46	11.72	13.49	14.09

A glimpse of one year telephone subscribers

S.No.	Operators	2067					2068						
		Mangsir	Poush	Magh	Falgun	Chaitra	Baishakh	Jestha	Ashad	Shrawan	Bhadra	Ashwin	Kartik
1	NDCL	5,875,025	6,402,131	6,326,068	6,346,808	6,439,735	6,510,034	6,637,070	6,743,976	6,835,106	6,883,557	7,046,216	7,180,285
2	UTL	520,820	530,721	538,833	545,854	555,986	562,797	569,142	573,629	578,435	582,106	585,170	588,307
3	NCELL	4,084,444	4,283,659	4,479,021	4,785,715	5,036,722	5,207,239	5,421,414	5,619,224	5,846,365	6,032,938	6,334,011	6,686,871
4	STM	5,159	5,179	5,185	5,220	5,220	5,392	5,399	5,245	5,249	5,263	5,263	5,263
5	NSTPL	66,027	71,875	77,238	86,225	86,799	85,479	89,337	91,435	93,639	95,904	97,280	98,985
6	Smart	88,249	88,249	91,469	94,572	99,556	103,988	109,229	128,398	153,138	160,953	179,136	193,064
7	Others	1,742	1,742	1,742	1,742	1,742	1,742	1,742	1,742	1,742	1,742	1,742	1,742



1.4 Licence issued by NTA* (Existing as of Kartik, 2068, 14 November, 2011)

S.No.	Name of the Services	Number of the licensee
1.	Basic Telecommunications	3
2.	Cellular Mobile	2
3.	Network Service Provider	9
4.	VSAT User	100
5.	Internet (With E-mail)	49
6.	GMPCS	3
7.	Rural Telecom	2
8.	Limited Mobility	108
9.	International Trunk Telephone	3
10.	Rural VSAT User	11
11.	Rural Internet Service Provider	6
	Total	296

* Year wise licensing activity of NTA is shown in Appendix-1

2. NTA Activities

2.1 Type Approval Certificate

The type approval certificates for 4 Short Range Device have been issued during the month of Kartik as given below.

S. N.	Provisional	Brand Name	Model No.	Equipment Type
Short Range Device				
1.	R-SRD-P-132	Samsung	SSG-3050	3D Active Glasses with Bluetooth
2.	R-SRD-P-133	HP	SDGOB-1191	HP 802.11n/a/g/b WLAN Module
3.	R-SRD-P-134	NOKIA	SDGOB-1192	HP 802.11n/a/g/b WLAN Module
4.	R-SRD-P-135	Azurwave	AW-NB068	IEEE 802.11b/g/n WiFi/ BT combo slim module

2.2 Foreign Currency Recommendation : *Recommendation for Payment of Bandwidth Cost:*

NTA, pursuant to section 35 of Telecommunication Act, 1997, recommended to MOIC to avail Foreign Exchange facility to the licensees for the payment of Bandwidth cost to an aggregated amount of NRs. 30,346,956.00 in the month of Kartik.

Recommendation for Import of Telecommunications Equipment: During the month of Kartik recommendation for the import of Telecommunications equipment amounting to a total of NRs. 1,159,536,671.71 had been made by NTA.

2.3 License Issue:

S. No.	Name of Licensee	Service	Date (mm/dd/yy)
1.	Techminds Network Pvt. Ltd Bharatpur-3 Chitwan	Internet/Email	7/8/2068

2.4 License Transfer:

S. No.	Name of Licensee	Service	Date (mm/dd/yy)
1.	ANG Technologies Pvt. Ltd. Thasikhel, Lalitpur transfer from Buddha Net Pvt. Ltd.	Internet/Email	07/03/2068

2.5 Human Resource and Capacity Building

a) National Training, Seminar, Study and Observation Tours/Visit:

S.No.	Program	Date	Place	Participant's Name
1.	Seminar on VOIP call bypass and telecom related case Study for concerned judges, public prosecutors, investigation officers, private lawyers and others	2068/7/19 to 2068/7/21	Biratnagar	Tulsi Bhatta Purusottam Khanal Kailash Pd. Neupane
2.	Kathmandu Valley Earthquake Management and Response System Prototype Demonstration and Interaction Program	2068/7/17	Khumaltar Lalitpur	Min Prasad Aryal Achuyatananda Mishra

b) International Training, Seminar, Study and Observation Tours/Visit:

S.No.	Program	Date	Place	Participant's Name
1.	ITU Training on Securing Networks	2068/7/14 to 2068/7/19	Malaysia	Bijaya Kumar Roy Babu Ram Dawadi

3. NTA's Major Decisions during the month of Kartik, 2068: N/A

4. List of the members of Nepal Telecommunications Authority

S.No.	Members Name	Designation	Date of Appointment
1.	Mr. Bhesh Raj Kanel	Chairman	2065/08/08
2.	Mr Mahesh Prasad Adhikari	Member	2063/09/09
3.	Mr. Balaram Pradhananga	Member	2063/09/09
4.	Mr Tulsi Bhatta	Member	2064/04/07
5.	Mr. Girindra Raj Adhikari	Member	2065/09/23

For Details Contact :

Mr. Arjun Ghimire

Deputy Director

Mr. Sandip Adhikari

Assistant Director

Consumer and Economic Analysis Section

Bluestar Office Complex,

Tripureshwor, Kathmandu

Phone No.: +977-1-4101030-38 (Ext. 243, 224)

Fax No.: +977-1-4101034

E-mail: aghimire@nta.gov.np, sadhikari@nta.gov.np

URL: www.nta.gov.np

NTA Licensing Activity at a glance as of 15 July 2010 (End of Ashad 2067)

S. No.	Services	Fiscal Year												Existing	
		Till 056/57	057/58	058/59	059/60	060/61	061/62	062/63	063/64	064/65	065/66	066/67	Total		License Cancelled
1	Basic Telecommunication	0	1	0	1	0	0	0	0	1	0	0	3	0	3
2	GSM Mobile	1	0	0	0	0	1	0	0	0	0	0	2	0	2
3	Network Service Provider	6	1	3	0	1	0	0	2	1	0	1	15	7	8
4	VSAT User	16	8	11	15	20	6	41	7	0	6	22	152	54	98
5	Internet (with e-mail)	13	2	3	2	6	6	7	3	3	7	12	64	20	44
6	Radio Paging	6	2	0	0	0	0	0	0	0	0	0	8	8	0
7	Fax Mail	4	2	0	0	0	0	0	0	0	0	0	6	6	0
8	Video Conferencing	1	0	0	0	0	0	0	0	0	0	0	1	1	0
9	GMPCS	0	0	0	2	0	0	0	1	0	0	0	3	0	3
10	Rural Telecom	0	0	0	0	1	0	0	0	1	0	0	2	0	2
11	Limited Mobility	0	0	0	0	0	0	2	4	4	3	35	48	0	48
12	Int. Trunk Telephone	0	0	0	0	0	0	0	0	2	0	0	2	0	2
13	Rural VSAT User	0	0	0	0	0	0	0	0	1	2	5	8	0	8
14	Rural ISP	0	0	0	0	0	0	0	0	0	1	5	6	0	6
Total		47	16	17	20	28	13	50	17	13	19	80	320	96	224

Source: NTA License Section

A Glimpse of Subscriber's of Internet Service as on Kartik, 2068

S.No.	Company Name	Dialup (PSTN +ISDN)	Wireless Modem, Optical Fiber Ethernet	Cable Modem, Cable etc.	Total
1	STM Telecom Sanchar Pvt.Ltd., Baluwatar, Kathmandu*	-	121	-	121
2	Sustainable Network Pvt.Ltd. Pulchok, Lalitpur	-	105	-	105
3	Cherry World Communication P.Ltd., New Baneshwor, Kathmandu*	-	162	18	180
4	Subisu Cablenet Pvt. Ltd. Baluwatar, Kathmandu	-	1,234	5,418	6,652
5	Fiber Online Pvt. Ltd., Jawalakhel, Lalitpur*	-	-	474	474
6	Everest Net (Pvt) Ltd. Jawalakhel, Lalitpur*	1,370	-	-	1,370
7	Namche Networks Pvt. Ltd.*	-	20	6	26
8	Pokhara Internet Pvt. Ltd., Pokhara, Kaski*	-	-	15	15
9	Broadlink Network & Communication Pvt.Ltd., Kathmandu	-	18,623	-	18,623
10	WorldLink Communications (Pvt.) Ltd. Jawalakhel, Lalitpur*	3,495	7,605	8,350	19,450
11	Surfin Pvt.Ltd., Putalisadak, Kathmandu*	-	34	-	34
12	Iplus Pvt. Ltd, Lazimpat*	-	-	76	76
13	Classic Tech Pvt. Ltd., Baneshwor, Kathmandu	-	281	30	311
14	Square Networks Pvt. Ltd.*	-	15	3	18
15	Mitra Networkr Pvt.Ltd. Manbhawan, Lalitpur*	-	10	65	75
16	Japan Nepal Information Communication Technology, Kalikasthan*	152	-	-	152
17	Himalayan Online Services (Pvt) Ltd. Durbarmarg, Kathmandu*	-	266	653	919
18	Vianet communicatuians Pvt. Ltd., Sidhibhawan, Kathmandu	400	510	206	1,116
19	Eastlink Technology Pvt. Ltd., Tripureshwor, Kathmandu*	-	127	23	150
20	Health Net Nepal, Jaya Bageswori, Kathmandu*	-	-	24	24
21	Mercantile Communication (Pvt). Ltd. DurbarMarg, Kathmandu*	8,725	385	395	9,505

22	Allied Net Link Technologies Pvt. Ltd., Marajgunj, Kathmandu*	-	57	-	57
23	Satelink Nepal Pvt.Ltd., Maharajgunj, Kathmandu*	-	19	70	89
24	Net Max Technologies P. Ltd, Anamnagar, Kathmandu*	-	62	43	105
25	Zentech International	-	90	-	90
26	Eastern Networks Pvt. Ltd., Naxal, Kathmandu	-	-	24	24
27	Web Surfer Nepal Company. System Pvt. Ltd. Naxal, Kathmandu	65	635	733	1,433
28	Radius Communication Pvt.Ltd., Putalisadak, Kathmandu*	-	-	136	136
29	Netplus Technology Pvt.Ltd*	-	36	136	172
Total		14,207	30,397	16,898	61,502

* Those ISP who don't submit the data for the month of Kartik.